



OAK BANK SCHOOL

**2016 / 2017 Curriculum
Attainment**

Key Stages 5 & 4



Oak Bank School Analysis of Pupil Attainment

Whole School Contextual Data 2016 / 2017

Number of year Students on roll	M/F	EAL	FSM	PP	LAC
97	93/4	1	46.3% (45)	62.8% (61)	12

Comparative Analysis - Secondary

School Name	Ofsted Rating / Date	No of 2016 Leavers	Staying in Education or entering employment 2016	Leaving after 2 terms (Emp/Edu) 2016 / 17	No of 2017 Leavers	Staying in Education or entering employment 2017 18
Oak Bank School, Bedfordshire	Outstanding, 2015	16	81.25% (13/16)	38.46% (5)	19	71% (14 /19)
Maplefields Academy, Northamptonshire	Outstanding, 2016	5	SUPP (5 Students)			
Brandles School,	Good, 2014	11	73% (8/11)	Unreported		
Batchwood School,	Good, 2014	12	50% (6/12)	50%		
England – All Schools		558995	94%			



Oak Bank School

Analysis of Pupil Attainment

Academic Year 2016 / 2017

Key Stage 5

Year 12 Attainment Headlines

Number of year 12 Students	M/F	EAL	FSM	PP	LAC	No. withdrawn
9	9/0	0	2 (66.6%)	(Formerly)	1	3

2016 - 2017

GCSE

Subject	No. of Students in Exam	6 (B)	5	4 (C)	3 (D)	2 (E/F)	1 (G)	U	Total Pass No.	Total Pass %
English	2							x	0	0%
Mathematics - Foundation	7							4	0	0%
Physical Education	0								0	0%

Functional Skills

Subject	No. of Students in Exam	2	1	U	X	Total Pass No.	Total Pass %
English	3				3	0	0%
English Speaking	3		2		1	2	66.66%
English Comprehension	1				1	0	0%
English Writing	5	1	1			2	40%

Entry Level Certificates

Subject	No. of Students in Exam	3	2	1	Total Pass No.	Total Pass %
Mathematics	2				0	0%



Oak Bank School Analysis of Pupil Attainment

NCFE / Vocational Qualifications & Independent Living Skills

Subject	No. of Students Entered	Level 1	Award	AQA Awards	Total Pass No.	Total Pass %
Construction / Plastering	4	3	1		4	100%
Boxing Federation Award	8	8 Prelim Award			8	100%
Personal Development – <i>Reactiv8</i>	6			6	6	100%
Health & Safety – <i>First Place Training</i>	2	2			2	100%
First Aid – <i>First Place Training</i>	1	1			1	100%
Employability – <i>Reactiv8</i>	2	2			2	100%
Technical Drawing – C&G	1			1	1	100%
Motor Vehicle Repair - <i>Kikstart</i>	2			2	2	100%
Bikes – <i>Reactiv8</i>	1			1	1	100%
TOTAL	27	8 Level 1 8 Prelim	1 Award	10 AQA	27	100%



Oak Bank School Analysis of Pupil Attainment

Academic Year 2016 / 2017

Key Stage 4

Year 11 Attainment Headlines

Number of year 11 Students	M/F	EAL	FSM	PP	LAC
19	18/1	1	5	15	0


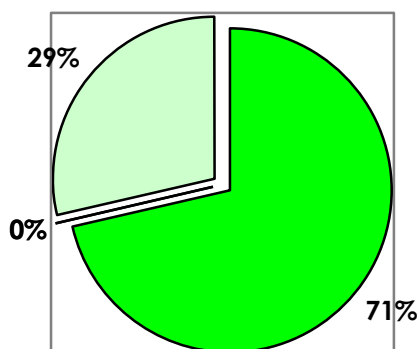
Number of year 11 Students	% of students entered attaining GCSE in English Lit & Lang	% of students entered attaining GCSE in Maths	% of students entered attaining GCSE in Science
19	62.5% (5/8)	79.9% (12/15)	88.8% (8/9)

L2 English Functional Skills	L1 English Functional Skills	% Leaving with a relevant qualification
23.07% (3/13)	53.8% (7/13)	84.3%

L2 Maths Functional Skills	L1 Maths Functional Skills	% Leaving with relevant a qualification
11.11% (2/18)	61% (11/18)	77.7%

ELC Science OCR	ELC Science AQA	% Leaving with relevant a qualification
71.4% (10/14)	100% (7/7)	73.68%

Student Confirmed Destinations after yr11 2017





Oak Bank School Analysis of Pupil Attainment

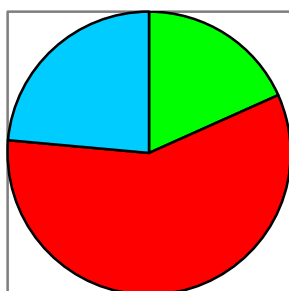
Oak Bank School 6th From retention (2016 / 2017 Cohort)

Number of Students	% Retained on appropriate pathways	% Retained on appropriate pathways in School
19	71%	31.57% (6)

Pupil Progress, Effort & Engagement

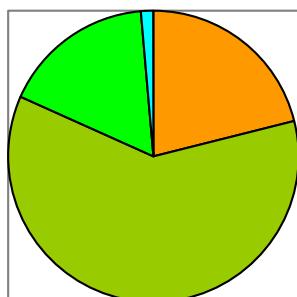
Whole School

Progress in Learning Across in English / Maths / Science (Average)



- Below Expected Progress
- Making Expected Progress
- Exceeding Exp Progress

Effort & Engagement in Lesson English / Maths / Science (Average)



- Unsatisfactory
- Needs Improving
- Satisfactory
- Good
- Outstanding



Oak Bank School

Analysis of Pupil Attainment

2016 - 2017

GCSE

Subject	No. of Students in Exam	6 (B)	5	4 (C)	3 (D)	2 (E/F)	1 (G)	U	Total Pass No.	Total Pass %
English Lit	8	1		2		2			5	62.5%
English Lang	8	1		2	1		1		5	62.5%
Mathematics	15			1	3	4	4	3	12	80%
Science	9				1	5	1	1	8	88.8%
Physical Education	2				1	1			2	100%

Functional Skills

Subject	No. of Students in Exam	2	1	U	X	Total Pass No.	Total Pass %
English	13	3	7			10	76%
Computing – Level 1	13		5	3	1	8	61.53%
Computing – Level 2		3					

Maths Functional Skills Level 1 & 2

Subject	No. of Students in Exam	Pass	U	X	Total Pass No.	Total Pass %
Maths – Number & Measure Level 1	10	3	4	3	3	30%
Maths – Statistics Level 1	10	2	7	1	2	20%
Maths – Number & Measure Level 2	1	1			1	100%
Maths – Statistics Level 2	1		1		0	0%
Maths – OCR Functional Skills, Home Tuition	8	Level 2	Level 1	X	8	100%
		2	6			



Oak Bank School Analysis of Pupil Attainment

Entry Level Certificates

Subject	No. of Students in Exam	3	2	1	Total Pass No.	Total Pass %
English Reading	5	1	1		2	40%
English Writing	5	3	1	1	5	100%
Mathematics	13	9	3		12	92.3%
Science (OCR)	15	6	2	3	11	73.3%
Science Double (AQA)	6	3	3	1	6	100%
Science Single (AQA)	1	1			1	100%
Physical Education	15	1	2	5	8	53.3%
Physical Education Cert / Award	15	1 (Entry L3)	1	5	7	46.6%

Vocational Qualifications & External Provision

Subject	No. of Students Entered	Level 2	Level 1	AQA Awards	Total Pass No.	Total Pass %
Food Technology						
Bike Maintenance						
Expressive Arts						
Construction – C&G	3		3		3	100%
Animal Care						
Motor vehicle Repair	3		1	14	3	100%
Young Parenting	1		1		1	100%
Improving Your own Learning - Angling	2		2			100%



Oak Bank School Analysis of Pupil Attainment

Fish Husbandry	2	2				100%
Equine Studies	4		1	3		100%
Arts Award	3	1 Gold	1 Silver	1 Bronze	3	100%
Boxing Federation Award	3		3 Prelim	1		100%
Personal Development / Reactiv8	3			3	3	100%
Health & Wellbeing / Snoosh Gym	3			3	3	100%
Music – JRM, YP & Educreate	3			3	3	100%



Oak Bank School Analysis of Pupil Attainment

Year 10 Attainment Headlines 2016 – 2017

Number of year 10 Students	M/F	EAL	FSM	PP	LAC
16	16/0	0	50% (8)	75% (12)	12.5% (2)

Functional Skills

Subject	No. of Students in Exam	2	1	U	X	Total Pass No.	Total Pass %
Computing – Level 1 AQA	14		7	3	1	10	71.42%
Computing – Level 2 AQA		3					

Maths Functional Skills Level 1 & 2

Subject	No. of Students in Exam	A	B	C	D	E	Total Pass No.	Total Pass %
Maths – Money management	4	2			1	1	4	100%

Entry Level Certificates

Subject	No. of Students in Exam	3		2	1	Total Pass No.	Total Pass %
Mathematics	12	2	6 Cert	2		10	83.33%
Science Double AQA	6	2		3	1	6	100%
Science Single AQA	2	1				1	50%

Vocational Qualifications & External Provision

Subject	No. of Students Entered	Level 2	Level 1	AQA Awards	Total Pass No.	Total Pass %
Expressive Arts	2		2		2	
Construction – C&G	3		3		3	
Motor vehicle Repair	2			8	2	100%
Improving Your own Learning - Angling	1		1		1	100%



Oak Bank School Analysis of Pupil Attainment

Fish Husbandry	1	1			1	100%
Equine Studies	3		1	3	3	100%
Arts Award	1			1 Bronze	1	100%
Boxing Federation Award	1			1 Prelim	1	100%
Personal Development / Reactiv8	1			1	1	100%
Health & Wellbeing / Snoosh Gym	4			6	4	100%
Music – JRM, YP & Educreate				2	2	100%